

**PACKAGING**






**MIXING**



**APPLICATION**



**USES**



**SUBSTRATES**

**CONCRETE,  
BRICK, BLOCK  
CEMENT RENDER**

**DESCRIPTION**

A two component rapid drying cement based adhesive for stone and stone composites that are affected by moisture and require a rapid drying adhesive.

**USES**

For bonding ceramic tiles, terrazzo tiles, reconstituted stone, natural stone, granite and marble to floors and walls, externally and internally where fast drying and set times are required combined with high strength and flexibility.

**FEATURES**

- High early strength.
- Tiled surfaces can be grouted after 3 hours and are completely cured after 24 hours for normal use – (3 days cure time for immersed application).
- Low shrinkage.
- High bond strength.
- Resistant to impact, vibration, temperature, ageing and dilute chemicals.

**COVERAGE** (approximate)

4m<sup>2</sup> per 20kg/5lt pack using 10 x 10mm notched trowel.

**PERFORMANCE DATA**

28 day tensile strength	2.8Mpa
28 day flexural strength	5Mpa
28 day compression strength	20Mpa
Temperature Resistance	-20°C to +81°C

**SPECIFICATION**

The two part rapid setting and drying adhesive must have a 28 day tensile strength of 2.8Mpa and compression strength of 20Mpa and be capable of being grouted in three hours and put into normal use in 24 hours such as RAPIDFIX manufactured by Construction Chemicals and shall be applied in accordance with the manufacturer's instructions.

**SURFACE PREPARATION**

Surfaces to be tiled must be structurally sound, clean and free from waxes, coatings, oil, grease, laitance and all contaminants. Concrete must be cured 28 days and render 7 days prior to being tiled.

Prime the substrate with PRIMAX. Dampen down surfaces that have been heated by the sun to cool them down. If this is not possible, apply the adhesive in the shade.

**MIXING**

Mix using a slow speed power mixer. Pour 5lt of liquid into the mixing container and slowly add powder until a lump free paste mixture is obtained (always add powder to liquid). Clean mixing container out between mixes to avoid shortening pot life.

**Mix Ratio**

Grey	20kg powder to 5lt liquid
White	20kg powder to 5lt liquid

**Pot life** is 45 minutes at 23°C @ 50% relative humidity. Higher temperatures will reduce this time.

## APPLICATION

Apply the adhesive to the primed surface with a notched trowel, 6 x 6mm for walls and 10mm x 10mm for floors. Butter large or irregular backed tiles with 3-5mm thick even bed. The final adhesive bed must be not less than 2mm for walls and 3mm for floors. Spread a metre at a time and check it does not skin on the surface. The open time is 15-20 minutes in normal conditions (shaded areas at 23°C at 50% relative humidity). Application in sun, strong dry winds and or high temperature can reduce this to a few minutes. The substrate can be dampened prior to applying the adhesive but do not wet down the surface of the adhesive. Respread the adhesive, with notched trowel, if skinning occurs. Tiles must be set in place while the adhesive is still wet on the surface. Press tiles firmly into the adhesive using a slight twisting motion. Tiles must be bedded into the adhesive so no voids occur beneath the tiles. Adjustment can be made up to 10-15 minutes after fixing.

Protect the tiles surface from rain and water for 3-4 hours and from strong sun for 12 hours.

## GROUTING

Grouting can be commenced after 3 hours. Grout with KEMGROUT mixed with PRIMER & GROUT ADDITIVE or EPEGROUT.

## SET TIME

Light traffic after 3-4 hours

Polishing after 24 hours

Heavy traffic after 24 hours

Immersed application – 72 hours

## CLEANING

Before the adhesive has set, with water.

## PRECAUTIONS

- Do not use on surfaces subject to rising damp.
- Do not use on metal or flexing building boards eg. Cement sheet, wood panels.
- Do not use on green marble or stone containing metal pigments which are subject to moisture expansion.

**CONSTRUCTION  
CHEMICALS**

● **ADELAIDE** 135 CORMACK RD (Cnr Davis St) WINGFIELD 5013 PH: (08) 8243 7888 FAX: (08) 8243 7800  
● **BRISBANE** 45 COULSON ST WACOL 4076 PH: (07) 3271 2944 FAX: (07) 3271 3892  
● **MELBOURNE** 11 GABRIELLE CT BAYSWATER NORTH 3153 PH: (03) 9761 4711 FAX: (03) 9761 4748  
● **PERTH** 11 COLLIE ST WELSHPOOL 6106 PH: (08) 9356 9999 FAX: (08) 9356 9955  
● **SYDNEY** 31-33 NEWTON RD WETHERILL PARK 2164 PH: (02) 9756 3533 FAX: (02) 9756 3534  
● **AUCKLAND** 16 CARPENTER RD EAST TAMAKI PH: (09) 273 5444 FAX: 0800 266 236  
● **KUALA LUMPUR** LOT 2 JALAN KECAPI 33/2 ELITE INDUSTRIAL ESTATE OFF JALAN BUKIT KEMUNING  
40000 SHAB ALAM PH: (603) 5122 2522 FAX: (603) 5122 2526

[www.constructionchemicals.com.au](http://www.constructionchemicals.com.au)

"The information contained in this technical publication is based on our current knowledge and experience and is provided as a guide only. In view of the many factors that may affect application it is the users sole responsibility to ensure suitability for a specific purpose."